



ALUMINIUM PATIO QUOTE / ORDER FORM

Company: Customer Ref:
 Main Contact: Quote Ref:
 Address: Tel: Fax:
 Mob: Email:
 Post Code: Date Req: Order No: Pg: of:
 Quotation Order Glazed Unglazed Delivery Collection

Fax back now for immediate attention on: 01656 746 786


Please Note: All drawing / sketches provided are based on an external view. All sizes given are to be manufactured sizes and must include any cills or add-ons required.

Width:	Height:	* All Viewed Externally
Colour: White (gloss) <input type="checkbox"/> Grey (7016m) <input type="checkbox"/> Black (9005m) <input type="checkbox"/> Dual Grey EX (m) & White Int (gloss) <input type="checkbox"/>		
Non Standard External (RAL) Gloss <input type="checkbox"/> Matt <input type="checkbox"/>	Non Standard Internal (RAL) Gloss <input type="checkbox"/> Matt <input type="checkbox"/>	
Handle Colour White <input type="checkbox"/> Black <input type="checkbox"/> Silver <input type="checkbox"/> Grey <input type="checkbox"/>		
Cill Size Two Track 190mm <input type="checkbox"/> Three Track 235mm <input type="checkbox"/>		
Add On 20mm <input type="checkbox"/> 42mm <input type="checkbox"/>		
Trickle Vent Yes <input type="checkbox"/> <small>* Trickle vents fitted to a 42mm add on to head</small>		
Glazing 1.8 Tough Compliant <input type="checkbox"/> Other:		
Other Details		




CONFIGURATIONS (ALL VIEWED EXTERNALLY)
 Use SL for sliding left to right / Use SR for sliding right to left / Use F for fixed


4 PANE



3 PANE



2 PANE



Notes:
 Sliding door is set on the internal track as standard.
 Trickle vents will be colour coded to match frame colour where possible.
 Max sash height = 2500mm Max sash weight = 200kg.
 Standard 2 track frame is 99mm
 3 track frame is 165.5mm.
 Internal upstand on a 2 track frame is 116mm
 Internal upstand on a 3 track frame is 182.5mm.