



PATIO DOOR ORDER FORM Fax Back To: 01656 746 786 / 744 138

To avoid any delay on your order please supply all relevant details.

Company: Contact: Customer Ref:

Address: Tel: Fax:


..... Mob: Email:

Post Code: Date Req: Order No: Page: of:.....


Quotation Order Glazed Unglazed Delivery Collection

CONFIGURATIONS (ALL VIEWED EXTERNALLY) Use SL for sliding left to right / Use SR for sliding right to left / Use F for fixed


4 PANE



3 PANE



2 PANE



Overall Frame Width: Outer Frame Height: Midrail Height:
(inc Add On) (inc Add On)

Glass:	Glass: Stain / Pattern: Special Details:				
	Spacer: Ali <input type="checkbox"/>	W/Edge <input type="checkbox"/>	Lead: 6mm <input type="checkbox"/>	9mm <input type="checkbox"/>	Georgian Bar: <input type="checkbox"/> Other Details:
Frame Colour:	White <input type="checkbox"/>	Anthracite Grey / White <input type="checkbox"/>	Black / White <input type="checkbox"/>	Other:	
	Rosewood <input type="checkbox"/>	Rosewood / White <input type="checkbox"/>	Golden Oak <input type="checkbox"/>	Golden Oak / White <input type="checkbox"/>	
* Additional colours not listed above are available on an extended Lead Time *					
Outer Frame:	Welded <input type="checkbox"/> Mechanical Joint <input type="checkbox"/> (supplied in kit form)				
External Cill:	None <input type="checkbox"/>	85mm <input type="checkbox"/>	110mm <input type="checkbox"/>	155mm <input type="checkbox"/>	180mm <input type="checkbox"/>
Drainage:	Hidden <input type="checkbox"/>	Face <input type="checkbox"/>	None <input type="checkbox"/>		
Threshold:	Full Frame <input type="checkbox"/> Low Aluminium <input type="checkbox"/> (not suitable for outdoor applications & disclaimer required)				
Handle Colour:	White <input type="checkbox"/>	Anodised Gold <input type="checkbox"/>	Polished Gold <input type="checkbox"/>	Anodised Silver <input type="checkbox"/>	Polished Silver <input type="checkbox"/> Black <input type="checkbox"/>
Midrail:	No <input type="checkbox"/> Yes (115mm) <input type="checkbox"/>				
Letterplate:	No <input type="checkbox"/>	White <input type="checkbox"/>	Gold <input type="checkbox"/>	Chrome <input type="checkbox"/>	
Trickle Vent:	No <input type="checkbox"/> Yes <input type="checkbox"/> (8000mm ³ Airflow in 50mm Add On only)				
Add On:	No <input type="checkbox"/>	20mm <input type="checkbox"/>	35mm <input type="checkbox"/>	50mm <input type="checkbox"/>	Size mm
Bead:	Ovolo <input type="checkbox"/> Bevelled <input type="checkbox"/>				

- 1: Letterplate can be fitted to fixed panel only.
 - 2: Trickle vents - vents fitted to 50mm add-on over head of outer frame. (8000 only*)
 - 3: Unglazed frames; supplied to take 28mm sealed units / panels.
*Any patio that requires 6mm glass will need a disclaimer signed
- ** Please note thermally broken low threshold is designed for use in sheltered applications ****

Additional Details

.....

.....

.....

I confirm that the above design & measurements are my specified requirements. As such I am responsible for the information given. Please proceed with this order. I understand that no changes can be now made without additional cost. Sun's terms and conditions of sale apply & the order is placed by me on that basis. I understand quotes are valid for 30 days.

No of Items Price (+ vat / inc vat):

Deposit Paid: Balance on Del:

Customers Signature: (unsigned orders will be returned)