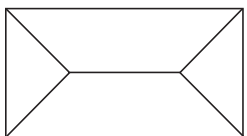



Company: Customer Ref:
 Main Contact: Quote Ref:
 Address: Tel: Fax:
 Mob: Email:
 Post Code: Date Req: Order No: Pg: of:
 Quotation: Order: Glazed: Unglazed: Delivery: Collection:

SPECIAL INSTRUCTION:- SIZES MUST BE GIVEN TO THE EXTERNAL FACE OF 70mm TIMBER KERB

ROOF PLAN (BIRDS EYE VIEW) Installation Post Code:

Typical Design (Small)  Typical Design (Large) Optional Additional Bars 

Width: Length:

ULTRASKY COLOUR

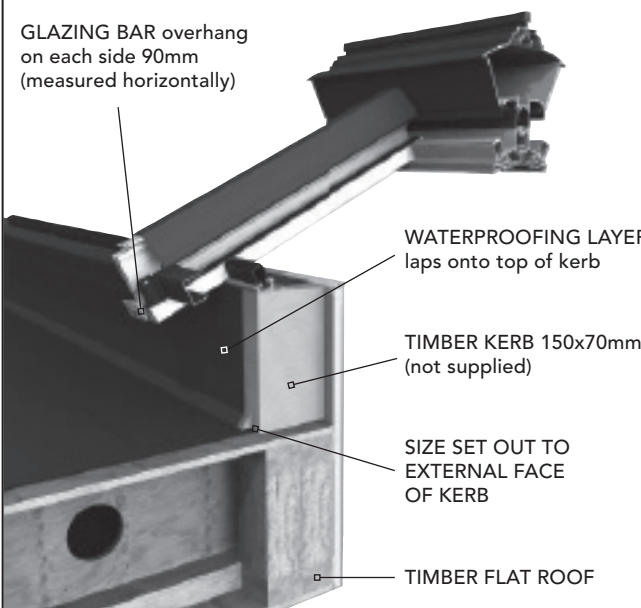
COLOUR	EXTERNAL	INTERNAL
White PVC:	<input type="checkbox"/>	<input type="checkbox"/>
White Ali 9003: 80% Gloss	<input type="checkbox"/>	<input type="checkbox"/>
Grey Ali 7016: 30% Gloss	<input type="checkbox"/>	<input type="checkbox"/>
Black Ali: 60% Gloss	<input type="checkbox"/>	<input type="checkbox"/>

ROOF VENT

PVCu: Aluminium:
 Brass: Chrome:

ROOF VENT Mechanism

Manual with Brass:
 Manual with Chrome:
 Electric with Switch:
 Electric with Rain Sensor / Thermostat:



GLAZING BAR overhang on each side 90mm (measured horizontally)

WATERPROOFING LAYER laps onto top of kerb

TIMBER KERB 150x70mm (not supplied)

SIZE SET OUT TO EXTERNAL FACE OF KERB

TIMBER FLAT ROOF

- Available up to 5850mm x 4000mm.
- Set out is always measured to external face of timber kerb.
- Timber kerb should be a minimum of 150 mm x 70 mm wide. (not supplied).
- Fixed pitch of 25 degree all round.
- Double ended hipped. (rectangle shape).
- Supplied glazed or unglazed for 24 mm sealed units.
- Glazing overhangs 90 mm, no gutter.
- We will always design with the minimum number of bars - please mark on drawing above if additional bars are required.

GLASS ROOF GLAZING

First Element:
 Ultra Element:
 Active: (colour)
 Anti Sun: (colour)
 Special Inner Pane: (specify)
 Privacy: (satin)
 Argon Gas Filling Required:
 Unglazed Glass:
 Other: (specify)

ADDITIONAL INFORMATION

.....

